

# Wise and Responsible Technology Practices

Judy Hoffman

In Safari you can use the  
READER feature to  
change the format of  
text.

Or you can use the web  
page:  
[https://  
www.readability.com](https://www.readability.com)



WIKIPEDIA  
The Free Encyclopedia

Main page  
Contents  
Featured content  
Current events  
Random article  
Donate to Wikipedia  
Wikimedia Shop

Interaction

Help  
About Wikipedia  
Community portal  
Recent changes  
Contact page

Tools

Print/export

Languages

العربية  
Català  
Čeština

Article Talk

## California Gold Rush

From Wikipedia, the free encyclopedia

The **California Gold Rush** (1848–1855) began on January 24, 1848, when **gold** was found by **James W. Marshall** at **Sutter's Mill** in **Coloma, California**.<sup>[1]</sup> The first to hear confirmed information about gold in California were residents of **Oregon**, the Sandwich Islands (**Hawaii**), western **Mexico**, and **Central America**. They were the first to go there in late 1848. All told, the news of gold brought some 300,000 people to **California** from the rest of the **United States** and abroad.<sup>[2]</sup> Of the 300,000, approximately half arrived by sea and half came overland from the east, on the **California Trail** and the **Gila River** trail.

The gold-seekers, called "forty-niners" (as a reference to 1849), often faced substantial hardships on the trip. While most of the newly arrived were Americans, the Gold Rush attracted tens of thousands from **Latin America**, **Europe**, **Australia**, and **Asia**. At first, the gold nuggets could be picked up off the ground. Later, gold was recovered from streams and riverbeds using simple techniques, such as **panning**. More sophisticated methods were developed and later adopted elsewhere. At its peak, technological advances reached a point where significant financing was required, increasing the proportion of gold companies to individual miners. Gold worth tens of billions of today's **dollars** was recovered, which led to great wealth for a few. However, many returned home with little more than what they had started with.

The effects of the Gold Rush were substantial. **San Francisco** grew from a small settlement of about 200 residents in 1846 to a **boomtown** of about 36,000 by 1852. Roads and other towns were built throughout California. In 1849 a state constitution was written, and a governor and legislature were chosen. California

### California Gold Rush



Sailing to California at the beginning of the Gold Rush

<b>Goldfields</b>	<b>Sierra Nevada</b> and <b>Northern California</b>
<b>Discovery</b>	January 24, 1848, in Coloma
<b>Duration</b>	1848–55
<b>Prospectors</b>	300,000
<b>Legacy</b>	<b>49ers</b>



A | A

## California Gold Rush

Coordinates: 38°48′09″N 120°53′41″W﻿ / ﻿

The **California Gold Rush** (1848–1855) began on January 24, 1848, when [gold](#) was found by [James W. Marshall](#) at [Sutter's Mill](#) in [Coloma, California](#).<sup>[1]</sup> The first to hear confirmed information about gold in California were residents of [Oregon](#), the [Sandwich Islands](#) ([Hawaii](#)), western [Mexico](#), and [Central America](#). They were the first to go there in late 1848. All told, the news of gold brought some 300,000 people to [California](#) from the rest of the [United States](#) and abroad.<sup>[2]</sup> Of the 300,000, approximately half arrived by sea and half came overland from the east, on the [California Trail](#) and the [Gila River](#)

California Gold Rush



Sailing to California at the beginning of the Gold Rush

Goldfields	<a href="#">Sierra Nevada</a> and <a href="#">Northern California</a>
Discovery	January 24, 1848, in <a href="#">Coloma</a>
Duration	1848–55
Prospectors	300,000
Legacy	<a href="#">49ers</a>

No ads, or extras

This search engine is designed for kids. It's already filtered for content.

# Junior

A Safe Search For Kids!

Search

Our mission is to simply provide a safe Google search for the innocent minds of our future generation!

googlejunior.com



This is another great web search engine site for children.



Use System  
Preferences to add  
users and use  
parental controls.





# Users & Groups



Show All



## Current User



**Admin**  
Admin

## Other Users



**Grade 3**  
Admin



**WPA**  
Standard



**Guest User**  
Enabled, Managed



**Login Options**



Password

Login Items



Change Password...

Full name: Admin

Apple ID: Set...

Contacts Card: Open...

☐ Allow user to reset password using Apple ID

☒ Allow user to administer this computer

☐ Enable parental controls

Open Parental Controls...



Click the lock to make changes.





# Parental Controls



Show All



Guest User



WPA

Apps

Web

People

Time Limits

Other



Use Simple Finder

Provides a simplified view of the computer desktop for young or inexperienced users.



Limit Applications

Allows the user to open only the specified applications. An administrator password is required to open other applications.

Allow App Store Apps:

All

Gathering information...



Widgets



Prevent the Dock from being modified

You can define which apps can be used.



Click the lock to prevent further changes.

Logs...



[Show All](#)

Guest User



WPA

Apps

Web

People

Time Limits

Other


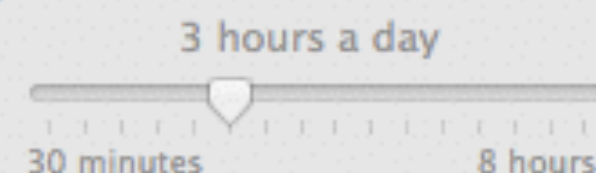


### Weekday time limits

Allows access to this computer Monday through Friday for the specified number of hours only.



Limit weekday use to:

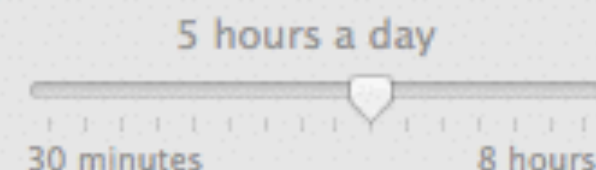


### Weekend time limits

Allows access to this computer Saturday and Sunday for the specified number of hours only.



Limit weekend use to:



### Bedtime

Prevents access to this computer during the specified hours.



School nights:

8:00 PM



to

6:00 AM



Sunday - Thursday



Weekend:

8:00 PM



to

6:00 AM



Friday and Saturday



Click the lock to prevent further changes.

[Logs...](#)





Show All



Guest User



WPA

Apps

Web

People

Time Limits

Other



## Website Restrictions

Allows access only to websites with appropriate content or websites you specify.

- ☐ Allow unrestricted access to websites
- ☐ Try to limit access to adult websites automatically

[Customize...](#)

- ☒ Allow access to only these websites

- Apple — Start
- Discovery Kids
- PBS Kids
- HowStuffWorks
- National Geographic — Kids
- Yahoo! Kids
- Disney
- Scholastic.com

+

-

You can choose which websites children can access.

+

-



Click the lock to prevent further changes.

[Logs...](#)



# Parental Controls



Show All



Guest User



WPA

Apps

Web

People

Time Limits

Other



Disable built-in camera

Prevents the user from accessing any built-in cameras and cameras in connected displays.



Disable Dictation

Prevents the user from enabling Dictation in the Dictation & Speech preference pane.



Hide profanity in Dictionary

Limits access to inappropriate content in sources such as dictionaries, thesauruses, and Wikipedia.



Limit printer administration

Prevents the user from changing printer settings, adding printers, and removing printers.



Disable changing the password

Prevents the user from changing their password in the Users & Groups preference pane.



Limit CD and DVD burning

Prevents the user from burning CDs and DVDs in the Finder.



Click the lock to prevent further changes.

Logs...



## iOS: Understanding Restrictions (parental controls)

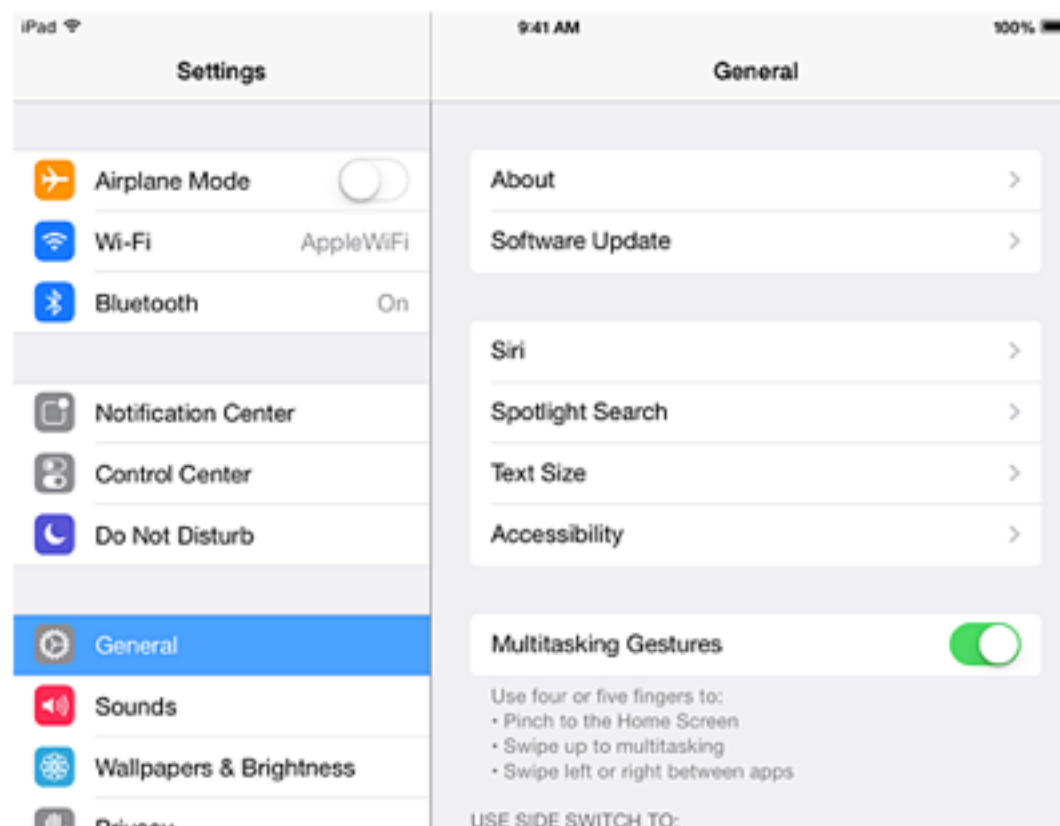
Languages English

You can enable Restrictions, also known as parental controls, on iPhone, iPad, and iPod touch. Restrictions stop you from using specific features and applications. Learn more about the types of Restrictions and how to enable or disable them on your device.

### Using Restrictions

You can enable and adjust Restrictions on your device to prevent access to specific features or content on the device.

1. Tap Settings > General.



You can't have separate users on the iPad, but you can limit access.

<http://support.apple.com/kb/ht4213>

We recommend using  
SOPHOS anti-virus software  
for all users.

SOPHOS

COMPANY

SUPPORT



Live Chat

Get Pricing

Free Tools

# Antivirus for Mac

## Overview

As Apple products grow in popularity, they have become attractive targets for cybercriminals. Yes, Macs can be infected by a growing number of viruses and other malware. Our free Antivirus for Mac keeps you safe from all the latest Mac threats detected by SophosLabs.

## Features

### Full Mac protection from viruses, Trojans and worms

Stops all threats, even those designed for Windows. Not only is your computer safe—the people running PCs you send files to are safe from threats too.

### Secure web browsing

Be safer online. Sophos Antivirus scans websites for malicious codes. It also blocks web-based malware before it can infect your Mac, protecting you from Internet threats.

### Stops all threats, familiar and unfamiliar

Our antivirus technology stops all threats, even if it's something new. Thanks to Live Antivirus, you have a direct line to SophosLabs for the latest threat intelligence.

### Quarantines and removes the threats it finds

You might not want to immediately delete bad files our scans find. No problem. You can quarantine questionable files and check them again later, or you can have them immediately removed from your computer. The choice is yours.

## Get Started

Get Started

Version	9.x
Price	Free
Compatibility	Mac OS X 10.6 or Later
Help	<a href="#">Mac Antivirus Forum</a>

## Related Products


<a href="#">Virus Removal Tool</a> Remove Viruses	
<a href="#">Sophos UTM Home Edition</a> Home Edition	

## Popular Topics



# Resources

# CYBEREDUCATION CONSULTANTS

[ABOUT](#)[SCHOOLS](#)[TEACHERS](#)[PARENTS](#)[CONTACTS](#)[Articles](#)[Featured Story](#)[Home Page](#)[Videos](#)

Featured Stories

## Should Parents Spy on Their Kids?

### How to Really Talk to Your Kids About Cyber-bullying

*16 January 2014*

Cyber-bullying is the act of bullying online. The actual behavior isn't different from school-yard bullying, but the different medium makes the consequences far more severe. Cyber bullying consists of: 1- Sending mean, hurtful or threatening messages via electronic communication (e-mail, IM, text, posts to social networking sites). 2- Pretending to be someone you are not [...]

[Read the full story](#)

### Rebecca Ann Sedwick

*23 October 2013*

Her story, the aftermath and teen culture. Read the full story then take a moment to come back to the site to learn HOW to talk to your children about bullying so they learn to stand up for themselves and others! How to Prevent Cyber-bullying

[Read the full story](#)

Search for:

 Search**CYBEREDUCATION  
CONSULTANTS****Request  
A Visit**☐ ☐

#### Recent Posts

[How to Really Talk to Your Kids About Cyber-bullying](#)[Rebecca Ann Sedwick](#)[Top 10 List- A MUST Read!](#)[A Closer Look at How Teens View SNS](#)[Acceptable Use Policy](#)

# CYBEREDUCATION CONSULTANTS

[ABOUT](#) [SCHOOLS](#) [TEACHERS](#) [PARENTS](#) [CONTACTS](#)

[Articles](#) [Featured Story](#) [Home Page](#) [Videos](#)

[Categorized](#) | [Home Page](#)

Search for:

## Acceptable Use Policy

Posted on 28 August 2013.

Our children are back at school and now with the implementation of 1-1 programs popping up everywhere it's time to talk to our children about creating a space that works for the family! Try this acceptable use policy to get the conversation started. There are quite a few places where you will have to fill in the "this includes" section. That way this contract works for your family unit.

Child:

I agree to tell my parents/trusted adult if someone I do not know contacts me.

I agree to tell my parents/trusted adult if I become aware of or involved in a cyber-bullying situation.

I agree to ask my parents/trusted adult before opening any type of account or downloading any application to my computer, laptop, cell phone, iPod Touch or other personal electronic device.

Both Parent and Child:

I agree to keep all personal information private: others and mine. This includes:

I agree that a certain amount of online attention is inappropriate. This includes:

I agree that online communication with strangers is only acceptable when:

I agree that I will share my account information and passwords in the following manner:

I agree that stealing music, videos and software from the Internet is equivalent to shoplifting. I will only download copyrighted material that I have paid for.



### Recent Posts

[How to Really Talk to Your Kids About Cyber-bullying](#)

[Rebecca Ann Sedwick](#)

[Top 10 List- A MUST Read!](#)

[A Closer Look at How Teens View SNS](#)

[Acceptable Use Policy](#)





[About Us](#)

[Donate](#)

[MissingKids.com](#)

[NetSmartzKids.org](#)

[NSTeens.org](#)

[Login](#) [Register](#)

[Follow](#)

Language: English



## NetSmartz® Workshop

A PROGRAM OF THE  
NATIONAL CENTER FOR MISSING & EXPLOITED CHILDREN®



**PARENTS & GUARDIANS**

**EDUCATORS**

**LAW ENFORCEMENT**

**TEENS**

**NSTEENS**

**KIDS**

### LEARN ▾

- BASIC INTERNET SAFETY
- BLOGGING
- CELL PHONES
- CHILDREN AS VICTIMS
- CYBERBULLYING
- E-MAIL, IM & CHAT ROOMS
- GAMING
- **MORE**

### TEACH ▾

- EDUCATIONAL STANDARDS
- IMPLEMENTATION GUIDE
- SAFETY PLEDGES
- PRESENTATIONS
- TIP SHEETS
- TEACHING MATERIALS

### WATCH ▾

## Internet Safety Basics



Your kids know a lot about being online. Start catching up with them today with this streaming presentation. You will learn about what kids are doing online, the risks they may face, and what you can do to keep them safer.

### WATCH MORE CHAPTERS

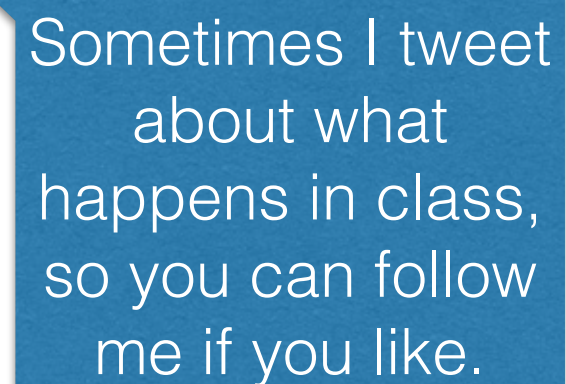
1 2



<http://wiseschool.weebly.com/technology.html>

[jahoffman@wiseelementary.org](mailto:jahoffman@wiseelementary.org)

@judyh52



Sometimes I tweet  
about what  
happens in class,  
so you can follow  
me if you like.